

# Speedfit® Products

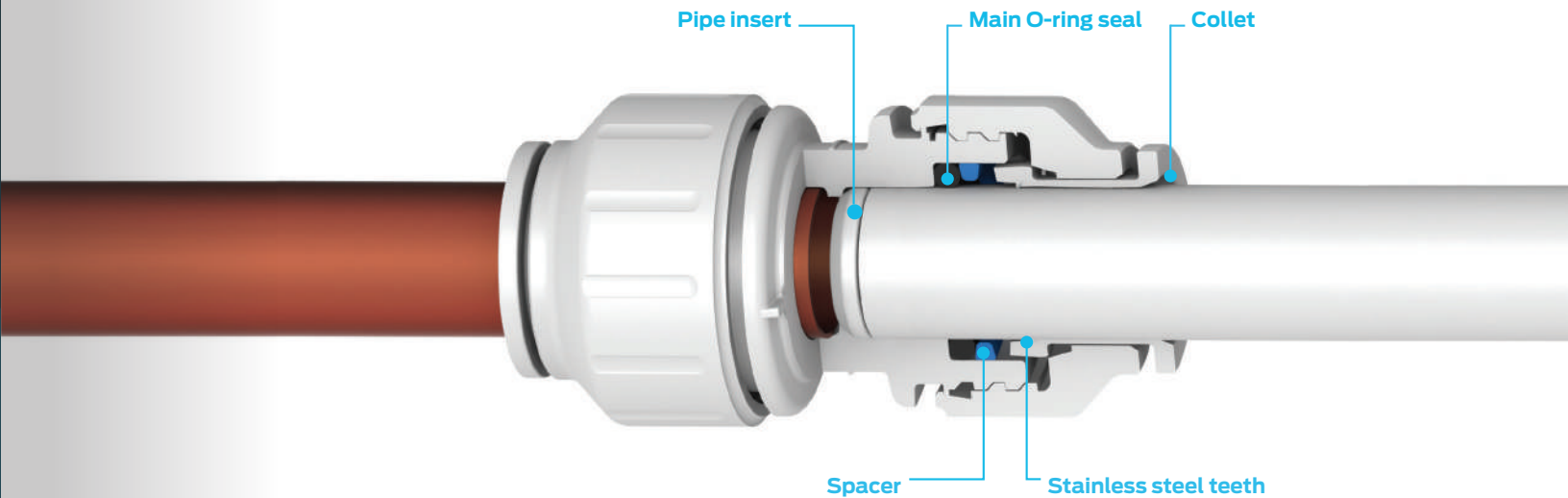
## Fitting the future

Complete installations in no time with our wide range of Speedfit fittings, valves and piping solutions. The CTS Range of fittings offer all that's needed to create a high-performance and aesthetically appealing system without the need for any special tools. Incorporating advanced gripping technology, our connection system creates a durable, leak-proof seal.

When locked into place, the advanced Twist & Lock® range adds further compression and our pipe inserts provide an additional multi-seal.




# How to make a Twist & Lock® connection




## To connect

Keep product clean until ready to use. Always pressure test before use.




### Step 1

To prevent damage to the O-ring, remove all burrs and sharp edges. When using SharkBite® PEX or other types of PEX Pipe, we recommend the use of a Pipe Insert.



### Step 2

The fitting should be in the unlocked position. This is shown by a small gap between the screw-cap and the body flange. Push the pipe into the fitting and up to the pipe stop.



### Step 3

Twist the screw-cap until it touches the body flange. This locks the pipe into position and increases the o-ring seal around the pipe. Pull to check that it is secure. It is a good practice to test the system prior to leaving the site or before use. Our recommended test procedure is shown in our Technical Checklist.

## To disconnect



### Step 1

Make sure that the system is depressurized. Be sure to twist the screw-cap back to the unlocked position.



### Step 2

Push the collet square against the face of the fitting. With collet held in position, the pipe can be removed. The fitting can be used again without additional replacement parts.

## What not to do

- Do not use damaged or scored pipe
- Do not use a hacksaw to cut the pipe
- Do not leave burrs on the end of the pipe
- Do not forget to push the pipe fully into the fitting, past both the collet (gripper) and the O-ring.
- Do not insert fingers into the fitting as the stainless steel teeth may cause injury.

# Twist & Lock<sup>®</sup>

## Fittings

### White CTS

The PEI Range of Twist & Lock Fittings is offered in 3/8" to 1" CTS sizes. These fittings are manufactured from high-quality engineered plastic with EPDM O-Rings. Speedfit fittings are suitable for hot and cold water plumbing applications.

#### Working pressures and temperatures

Water Max. 160 psi at 73°F  
 Max. 100 psi at 180°F  
 Max. 80 psi at 200°F

For use with Copper, PEX and CPVC Pipe.

For technical specifications, refer to page 82.



#### Male Connector NPT Thread



| Part Number | Size CTS x NPT | Bag Qty | Box Qty |
|-------------|----------------|---------|---------|
| PSEI011624  | 3/8" x 1/2"    | 10      | 100     |
| PSEI012024  | 1/2" x 1/2"    | 10      | 80      |
| PSEI012026  | 1/2" x 3/4"    | 5       | 60      |
| PSEI012826  | 3/4" x 3/4"    | 5       | 50      |
| PSEI013626  | 1" x 3/4"      | 2       | 30      |
| PSEI013628  | 1" x 1"        | 2       | 20      |

Only to be used with plastic mating threads

#### Tee



| Part Number | Size CTS | Bag Qty | Box Qty |
|-------------|----------|---------|---------|
| PSEI0216    | 3/8"     | 5       | 50      |
| PEI0220     | 1/2"     | 5       | 25      |
| PEI0228     | 3/4"     | 2       | 10      |
| PEI0236     | 1"       | 1       | 5       |

#### Elbow



| Part Number | Size CTS | Bag Qty | Box Qty |
|-------------|----------|---------|---------|
| PSEI0316    | 3/8"     | 10      | 80      |
| PEI0320     | 1/2"     | 5       | 40      |
| PEI0328     | 3/4"     | 5       | 20      |
| PEI0336     | 1"       | 1       | 10      |

#### Coupler



| Part Number | Size CTS | Bag Qty | Box Qty |
|-------------|----------|---------|---------|
| PSEI0416    | 3/8"     | 10      | 80      |
| PEI0420     | 1/2"     | 5       | 40      |
| PEI0428     | 3/4"     | 5       | 25      |
| PEI0436     | 1"       | 1       | 15      |

#### Reducer



| Part Number | Size Stem x CTS | Bag Qty | Box Qty |
|-------------|-----------------|---------|---------|
| PSEI062016  | 1/2" x 3/8"     | 10      | 100     |
| PEI062820   | 3/4" x 1/2"     | 10      | 50      |
| PEI063628   | 1" x 3/4"       | 5       | 30      |

#### Reducing Coupler



| Part Number | Size CTS    | Bag Qty | Box Qty |
|-------------|-------------|---------|---------|
| PSEI202016  | 1/2" x 3/8" | 10      | 80      |
| PEI202820   | 3/4" x 1/2" | 5       | 30      |
| PEI203628   | 1" x 3/4"   | 5       | 15      |

# Twist & Lock® Fittings White CTS

## Reducing Elbow



| Part Number | Size CTS    | Bag Qty | Box Qty |
|-------------|-------------|---------|---------|
| PEI212820   | 3/4" x 1/2" | 5       | 25      |
| PEI213628   | 1" x 3/4"   | 1       | 10      |

## Plug In Elbow



| Part Number | Size Stem x CTS | Bag Qty | Box Qty |
|-------------|-----------------|---------|---------|
| PEI222020   | 1/2" x 1/2"     | 10      | 60      |
| PEI222828   | 3/4" x 3/4"     | 5       | 25      |

## Reducing Tee NPT Thread




| Part Number | Size CTS           | Bag Qty | Box Qty |
|-------------|--------------------|---------|---------|
| PEI3028A    | 3/4" x 3/4" x 1/2" | 5       | 15      |
| PEI3028B    | 3/4" x 1/2" x 1/2" | 5       | 20      |
| PEI3028C    | 1/2" x 1/2" x 3/4" | 5       | 20      |
| PEI3028D    | 3/4" x 1/2" x 3/4" | 5       | 15      |
| PEI3036A    | 1" x 1" x 3/4"     | 1       | 10      |

## Female Connector - Brass Nut NPS Thread



| Part Number | Size CTS x NPS | Bag Qty | Box Qty |
|-------------|----------------|---------|---------|
| PEI452034   | 1/2" x 1/2"    | 5       | 50      |
| PSEI452826  | 3/4" x 3/4"    | 5       | 40      |

## End Cap



| Part Number | Size CTS | Bag Qty | Box Qty |
|-------------|----------|---------|---------|
| PSEI4620    | 1/2"     | 10      | 150     |
| PSEI4620B   | 1/2"     | 10      | 150     |
| PSEI4620R   | 1/2"     | 10      | 150     |
| PSEI4628    | 3/4"     | 5       | 80      |
| PSEI4628B   | 3/4"     | 5       | 80      |
| PSEI4628R   | 3/4"     | 5       | 80      |
| PSEI4636    | 1"       | 5       | 40      |

Suffix B denotes blue  
Suffix R denotes red

## Male Fixed Elbow NPT Thread



| Part Number | Size CTS x NPT | Bag Qty | Box Qty |
|-------------|----------------|---------|---------|
| PSEI482024  | 1/2" x 1/2"    | 5       | 60      |

Only to be used with plastic mating threads

## Stackable Tee



| Part Number | Size CTS           | Bag Qty | Box Qty |
|-------------|--------------------|---------|---------|
| PEI532020   | 1/2" x 1/2" x 1/2" | 5       | 30      |
| PEI532820   | 3/4" x 3/4" x 1/2" | 5       | 20      |
| PEI532828   | 3/4" x 3/4" x 3/4" | 1       | 15      |

## Stackable Tee



## Female Connector UNEF Thread



| Part Number   | Size OD x UNEF  | Bag Qty | Box Qty |
|---------------|-----------------|---------|---------|
| PSEI6012U9-US | 3/8" x 9/16"-24 | 10      | 200     |

9/16-24 UNEF = 3/8 Compression Threads

# Twist & Lock® Fittings White CTS

## Female Swivel Elbow NPS Thread



| Part Number | Size<br>CTS x NPS | Bag<br>Qty | Box<br>Qty |
|-------------|-------------------|------------|------------|
| PEIBTC2034  | 1/2" x 1/2"       | 10         | 50         |

Hand tighten only, no spanner required

## Female Ballcock Elbow UNS Thread



| Part Number | Size<br>CTS x UNS | Bag<br>Qty | Box<br>Qty |
|-------------|-------------------|------------|------------|
| PEIBTC20C75 | 1/2" x 7/8"       | 10         | 50         |

Connects to toilet fill valve  
Hand tighten only, no spanner required

## Female Swivel Connector NPS Thread



| Part Number | Size<br>CTS x NPS | Bag<br>Qty | Box<br>Qty |
|-------------|-------------------|------------|------------|
| PEISTC2034  | 1/2" x 1/2"       | 10         | 50         |

Hand tighten only, no spanner required

## Female Ballcock Connector UNS Thread



| Part Number | Size<br>CTS x UNS | Bag<br>Qty | Box<br>Qty |
|-------------|-------------------|------------|------------|
| PEISTC20C75 | 1/2" x 7/8"       | 10         | 50         |

Connects to toilet fill valve  
Hand tighten only, no spanner required

## Shut-Off Valve



| Part Number | Size<br>CTS | Bag<br>Qty | Box<br>Qty |
|-------------|-------------|------------|------------|
| PSEISV20P   | 1/2"        | 1          | 100        |
| PSEISV28P   | 3/4"        | 1          | 75         |

Includes 2 interchangeable buttons for color coding hot & cold water.

## Slip Connector Burst Pipe Repair Fitting



| Part Number | Size<br>CTS | Bag<br>Qty | Box<br>Qty |
|-------------|-------------|------------|------------|
| 1/2SCP      | 1/2"        | 1          | 125        |
| 3/4SCP      | 3/4"        | 1          | 75         |

A quick and easy method of replacing burst or damaged pipe without the need to alter existing pipe work.

## Male Connector



| Part Number | Size<br>CTS x NPT | Bag<br>Qty | Box<br>Qty |
|-------------|-------------------|------------|------------|
| MWI012024LF | 1/2" 1/2"         | 10         | 100        |
| MWI012026LF | 1/2" 3/4"         | 10         | 100        |
| MWI012826LF | 3/4" 3/4"         | 5          | 50         |

## Male Stem Adapter



| Part Number | Size<br>CTS x NPT | Bag<br>Qty | Box<br>Qty |
|-------------|-------------------|------------|------------|
| MWI052024LF | 1/2" 1/2"         | 10         | 100        |
| MWI052826LF | 3/4" 3/4"         | 5          | 50         |

## Wing Back Elbow



| Part Number | Size<br>CTS x NPT | Bag<br>Qty | Box<br>Qty |
|-------------|-------------------|------------|------------|
| WBI2024     | 1/2" 1/2"         | 1          | 20         |

Not for potable water applications.